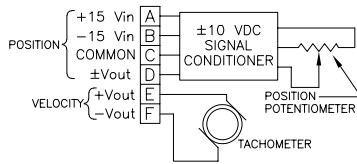


# VP1010 Series Installation Guide

## Wiring and Circuit Diagram

### Model VP1010



#### Position

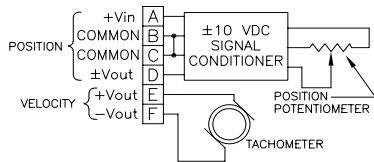
Excitation Voltage ..... +15 & -15 VDC ( $\pm 5\%$ )  
 Output Impedance ..... 1.0  $\Omega$  max.  
 Output Load ..... 5K $\Omega$  min.

#### Velocity

The tachometer is self energizing and requires no input voltage.

With small blade type screwdriver (.105" max. blade width X .023" max. blade thickness), adjust the *Zero* and *Span* controls on the transducer to set the zero and maximum output voltages. **Note:** The *Zero* and *Span* controls are somewhat interactive and may require several iterations to obtain the desired zero and maximum voltage settings. Extend the transducer cable (on angular position transducers, rotate shaft) to the desired zero position (must be within 10% to 90% of the total range). Adjust the *Zero* control to give a zero voltage output. Then extend the cable (on angular position transducers, rotate shaft) to the desired maximum position in the direction of longest possible travel (either positive or negative) from the zero position. To obtain maximum output voltage magnitude this position must lie within 50% to 100% of the longest possible travel. Adjust the *Span* control to the output voltage magnitude required (+ or - 10 VDC maximum). Recheck the zero and span settings and readjust if necessary.

### Model VP1010-xx-SI



#### Position

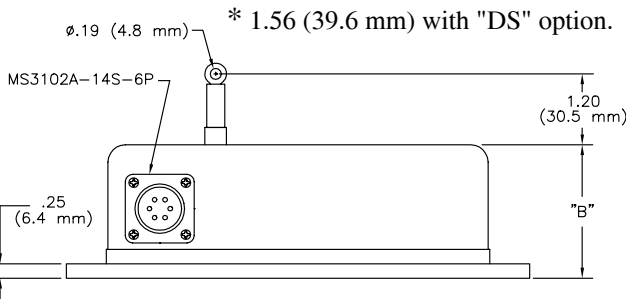
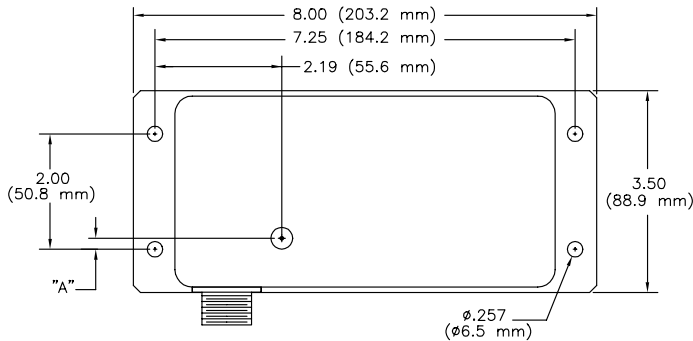
See Table 1 at right for position input voltage

#### Velocity

The tachometer is self energizing and requires no input

Option Designator	Input Voltage
SI	4.9 to 30 VDC
SI5	5 $\pm 0.5$ VDC
SI12	12 $\pm 0.5$ VDC
SI15	15 $\pm 0.5$ VDC
SI24	24 $\pm 1.0$ VDC

## Dimensional Information



Range	"A"		"B"	
	(in.)	(mm)	(in.)	(mm)
2", 10"	0.66	16.8	2.25	57.0
3", 15", 30"	0.51	12.9	2.25	57.0
4", 20", 40"	0.35	8.8	2.25	57.0
5", 25, 50"	0.19	4.8	2.25	57.0
60"	0.04	1.0	3.25	82.6
75"	-0.20	-5.1	3.25	82.6
80"	-0.28	-7.1	3.25	82.6



**UniMeasure**

4175 SW Research Way, Corvallis, Oregon, 97333  
 •Tel: (541) 757-3158 •Fax (541) 757-0858