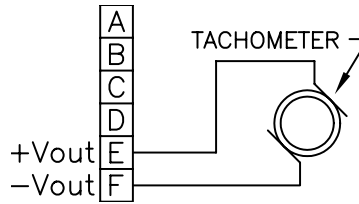


V Series Installation Guide

Wiring and Circuit Diagram

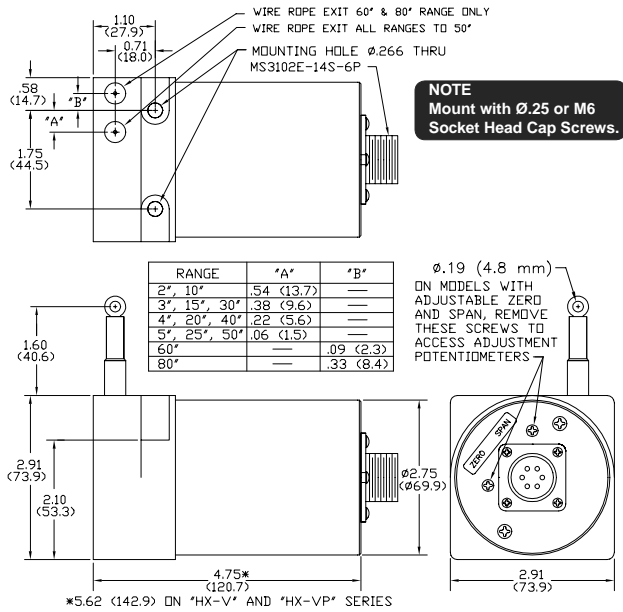
Model HX-V



Velocity

The tachometer is self energizing and requires no input voltage.

Dimensional Information

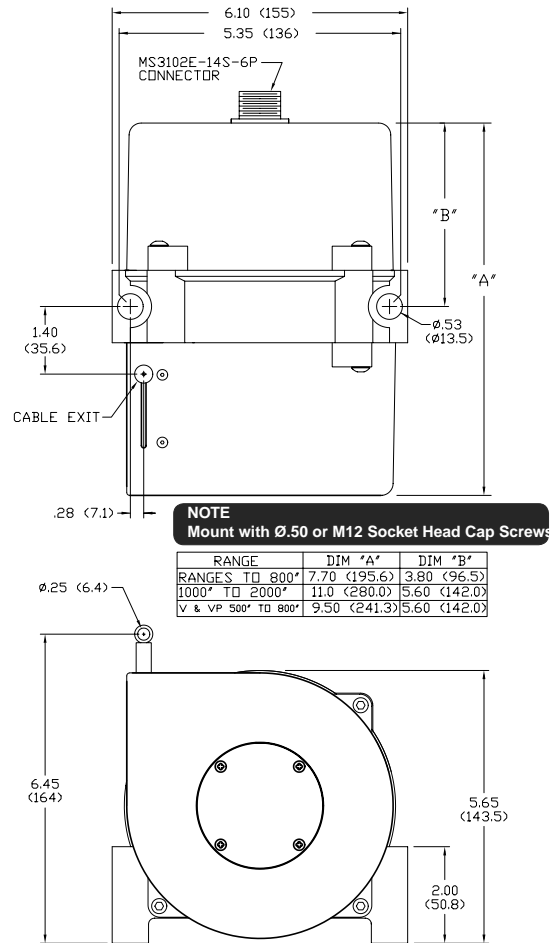
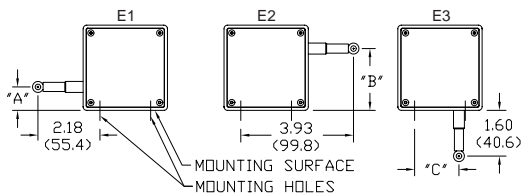


Alternate Wire Rope Exit

Note: Dimensions in brackets are millimeters.

RANGE	"A"	"B"	"C"
2", 10"	1.12 (28.4)	1.79 (45.5)	1.21 (30.7)
3", 15", 30"	.96 (24.4)	1.95 (49.5)	1.37 (34.8)
4", 20", 40"	.80 (20.3)	2.11 (53.6)	1.53 (38.9)
5", 25", 50"	.64 (16.3)	2.27 (57.7)	1.69 (42.9)
60"	.49 (12.4)	2.42 (61.5)	1.84 (46.7)
80"	.25 (6.4)	2.66 (67.6)	2.08 (52.8)

Alternate Wire Rope Exit



DIMENSIONS IN BRACKETS ARE MILLIMETERS

Alternate Wire Rope Exit

